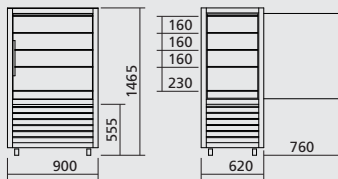


GELATERIA E PRODOTTI SURGELATI
Glaceries et produits surgelés
Heladería y productos congelados
Eiscreme & Tiefkühlkost
Ice-Cream & frozen food

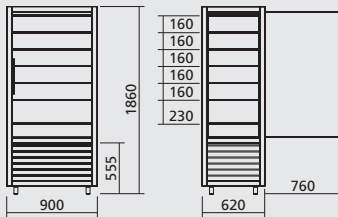


Quadro

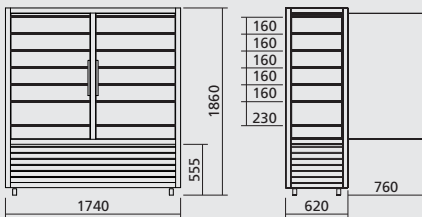
QXL 330



QXL 600



QXL 1200



QXL 600 S

MODELLO MODELE / MODELO MODELL / MODEL	DISPOSIZIONE DESSIN / DISPOSICION AUFSTELLUNG / LAYOUT	RIPIANI / ETAGERES / ESTANTERIAS / EINSÄTZE / SHELVES L x P (mm)	N°	VOLUME VOLUME / VOLUMEN RAUMINHALT / VOLUME	PESO LORDO BRUT / BRUTO B. GEVICHT / GROSS	PESO NETTO NET / NETTO N. GEVICHT / NET	COMPRESSORE COMPRESSEUR / COMPRESSOR KOMPRESSOR / COMPRESSOR	H P L (mm)
QXL 330 S		734 x 460	3	LT 425	kgs 185	kgs 167	WATT 540	L 930 P 650 H 1605
QXL 600 S		734 x 460	6	LT 541	kgs 210	kgs 192	WATT 700	L 930 P 650 H 2030
QXL 1200 S/S		734 x 460	12	LT 1082	kgs 372	kgs 348	WATT 700+700	L 1770 P 650 H 2030