


BOSTON (plug-in)

 -1°C / +8°C



DEPTH 720mm

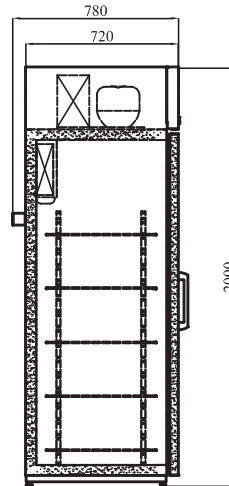
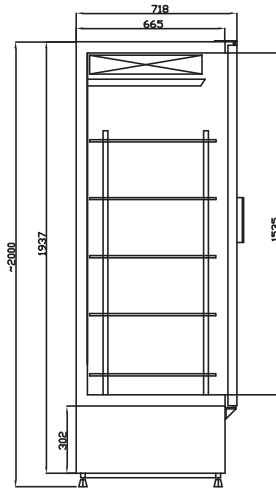


DEPTH 780mm

ID	NAME	LENGTH [mm]
BOSTON		
S-500	BOSTON 500	655
S-700	BOSTON 700	830
S-1200	BOSTON 1200	1420
S-1400	BOSTON 1400	1620
BOSTON A/G		
S-500 A/G	BOSTON 500 A/G	655
S-700 A/G	BOSTON 700 A/G	830
S-1200 A/G	BOSTON 1200 A/G	1420
S-1400 A/G	BOSTON 1400 A/G	1620

PRODUCT VARIANT: GASTRO CABINET GN 2/1

BOSTON G (INTERIOR ACID-RESISTANT STAINLESS STEEL)		
S-700 G A/G	BOSTON 700 G	725
S-1400 G A/G	BOSTON 1400 G	1620



STANDARD EQUIPMENT

	S	S A/G
COOLING AGGREGATE PLACED ON THE BOTTOM	✓	-
COOLING AGGREGATE PLACED ON THE TOP	-	✓
STATIC COOLING	✓	✓
FULL HINGED DOOR	✓	✓
GLAZED HINGED DOOR (INSULATED GLASS)	-	-
SLIDING DOOR (INSULATED GLASS)	-	-
AUTOMATIC SWITCH FOR STOPPING FAN WHEN DOOR IS OPEN	✓	✓
ENERGY EFFICIENT COOLING AGGREGATE	✓	✓
INTERIOR MADE OF ALUMINUM STEEL SHEET	✓	✓
EXTERNAL HAUSING MADE OF POWDER-COATED STEEL SHEET: RAL 9003	✓	✓
ECOLOGICAL POLYURETHANE FOAM INSULATION	✓	✓
METAL, MESH, PLASTICISED SHELVES WITH ADJUSTABLE POSITION	✓	✓
ELECTRONIC TEMPERATURE CONTROLLER WITH DIGITAL DISPLAY	✓	✓
AUTOMATIC CONDENSER VAPORIZATION	✓	✓
DEFROSTING (AUTOMATIC)	✓	✓
FEET FOR LEVELLING THE DEVICE	✓	✓
ENERGY SAVING LED LIGHTING	-	-



STATIC COOLING



INTERNAL AGGREGATE



REFRIGERANT R290

OPTIONAL EQUIPMENT

	NOTES	U
LABEL HOLDERS - 5PCS		SET
LABEL HOLDERS - 10PCS		SET
DYNAMIC COOLING - SINGLE DOOR CABINET	APPLIES TO 500,600,700 MODULES	PCS
DYNAMIC COOLING - DOUBLE DOORS CABINET	APPLIES TO 1200,1400,1600 MODULES	PCS
ADDITIONAL SHELF MADE OF STAINLESS STEEL	WITH BRACKETS	PCS
ADDITIONAL SHELF	WITH BRACKETS	PCS
REINFORCED SHELF FOR BEVERAGES	MORE CAPACITY	PCS
GASTRO FEET		SET
LED LIGHTING		SET
ILLUMINATED TOP PANEL - SINGLE DOOR MODULE	APPLIES TO 500,600,700 MODULES	SET
ILLUMINATED TOP PANEL - DOUBLE DOOR MODULE	APPLIES TO 1200,1400 MODULES	SET
INTERIOR - ACID-RESISTANT STAINLESS STEEL - SINGLE DOOR	APPLIES TO 500,600,700 MODULES	SET
INTERIOR - ACID-RESISTANT STAINLESS STEEL - DOUBLE DOOR	APPLIES TO 1200,1400 MODULES	SET
EXTERIOR - ACID-RESISTANT STAINLESS STEEL - SINGLE DOOR	APPLIES TO 500,600,700 MODULES	SET
EXTERIOR - ACID-RESISTANT STAINLESS STEEL - DOUBLE DOOR	APPLIES TO 1200,1400 MODULES	SET
BOTTOM - ACID-RESISTANT STAINLESS STEEL - SINGLE DOOR	APPLIES TO 500,600,700 MODULES	SET
BOTTOM - ACID-RESISTANT STAINLESS STEEL - DOUBLE DOOR	APPLIES TO 1200,1400 MODULES	SET
TEMPERATURE RECORDER (USB)		PCS
DOOR LOCK	APPLIES TO 500,600,700 MODULES	SET
DOOR LOCK	APPLIES TO 1200,1400,1600 MODULES	SET
FIXED VERTICAL PARTITION - ONLY DOUBLE DOOR MODULE	ONLY WITH STATIC COOLING	PCS
FIXED VERTICAL PARTITION INOX - ONLY DOUBLE DOOR MODULE	ONLY WITH STATIC COOLING	PCS
EXTERIOR POWDER-COATING: RAL CHOICE - SINGLE DOOR		SET
EXTERIOR POWDER-COATING: RAL CHOICE - DOUBLE DOOR		SET
SET OF WHEELS (CASTERS)		SET
WOODEN PALLET	CALCULATED ACCORDING TO LENGTH (NO DISCOUNT)	LM
WOODEN CRATE	CALCULATED ACCORDING TO LENGTH (NO DISCOUNT)	LM